
PLAN 16

EXISTING FOODSTORE PROVISION: SOUTH CAMBRIDGESHIRE

CAMBRIDGE SUB-REGION RETAIL STUDY

Existing Foodstores

KEY





 Cambridge / South Cambridge
Local Authority Boundaries

Foodstores

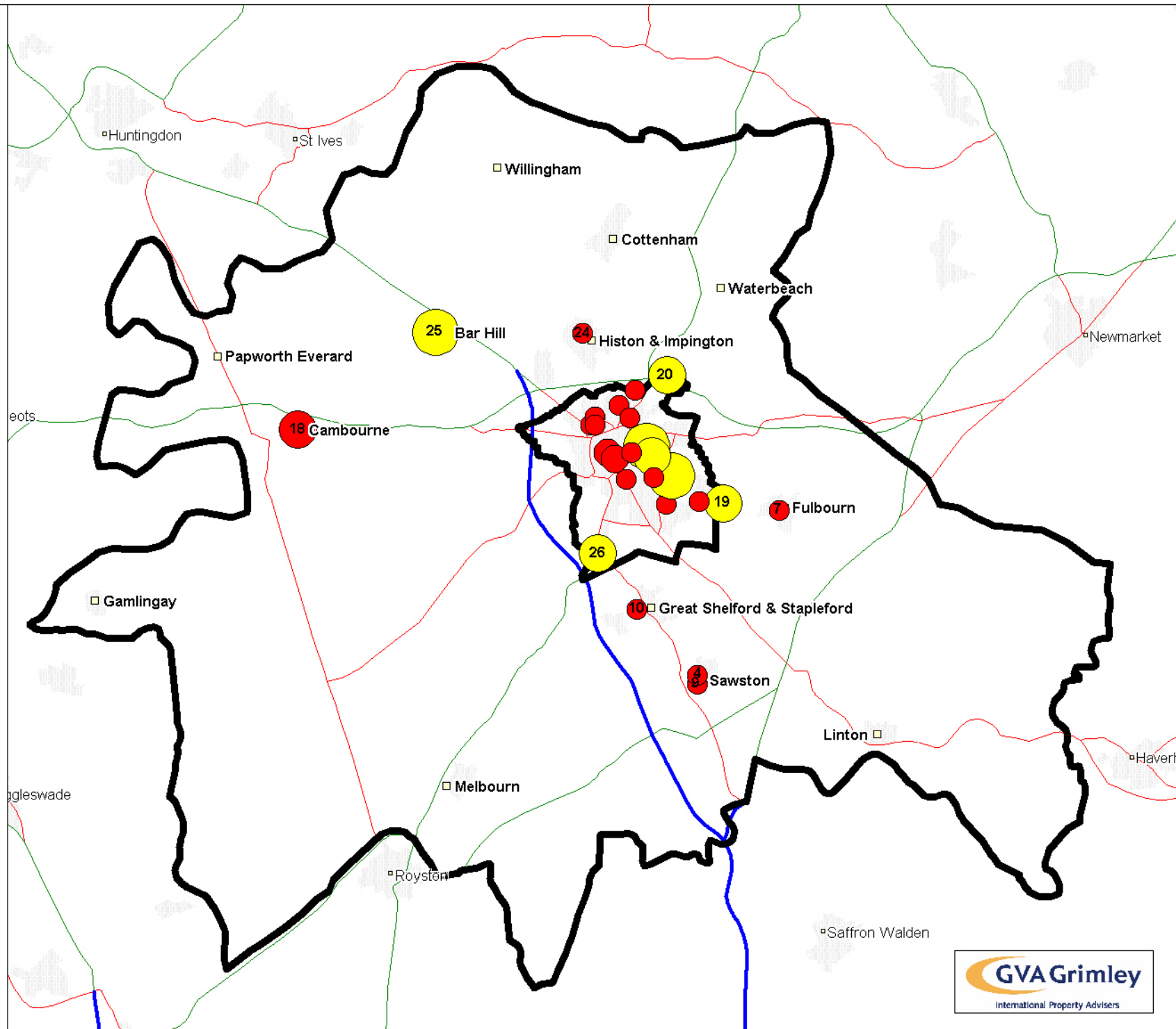
Location:-

 Town Centre  Out-of-Centre

Size (net floorspace):-

 > 4,000 sqm
 2,000 - 4,000 sqm
 1,000 - 2,000 sqm
 <1,000 sqm

- 1 Aldi, Histon Rd
- 2 Asda, Beehive Centre
- 3 Budgens, Adkins Corner
- 4 Budgens, High St, Sawston
- 5 Budgens, Arbury Rd/Arbury Court
- 6 Co-Op, Mill Rd
- 7 Co-Op, High St, Fulbourn
- 8 Co-Op, Hills Rd
- 9 Co-Op, High St, Sawston
- 10 Co-Op, High St, Gt Shelford
- 11 Co-Op, Milton Rd
- 12 Co-Op, Histon Rd
- 13 Iceland, Histon Rd
- 14 Sainsbury, Coldham Lane
- 15 Sainsbury, Sidney St
- 16 M&S, Grafton Centre
- 17 M&S, Sidney St
- 18 Morrisons, Cambourne
- 19 Tesco, Yarrow Rd, Cherry Hinton
- 20 Tesco, Cambridge Rd Ind Est, Milton
- 21 Tesco, Cheddars Lane
- 22 Tesco Express, High St, Cherry Hinton
- 23 Tesco Express, Campkin Rd
- 24 Tesco Express, High St, Histon
- 25 Tesco Extra, Viking Way, Bar Hill
- 26 Waitrose, Hauxton Rd, Trumpington



PLAN 17

FOODSTORE FASCIAS: CAMBRIDGE CITY AND SOUTH CAMBRIDGESHIRE

CAMBRIDGE SUB-REGION RETAIL STUDY

Existing Foodstores by Fascia

KEY





 Cambridge / South Cambridge
Local Authority Boundaries

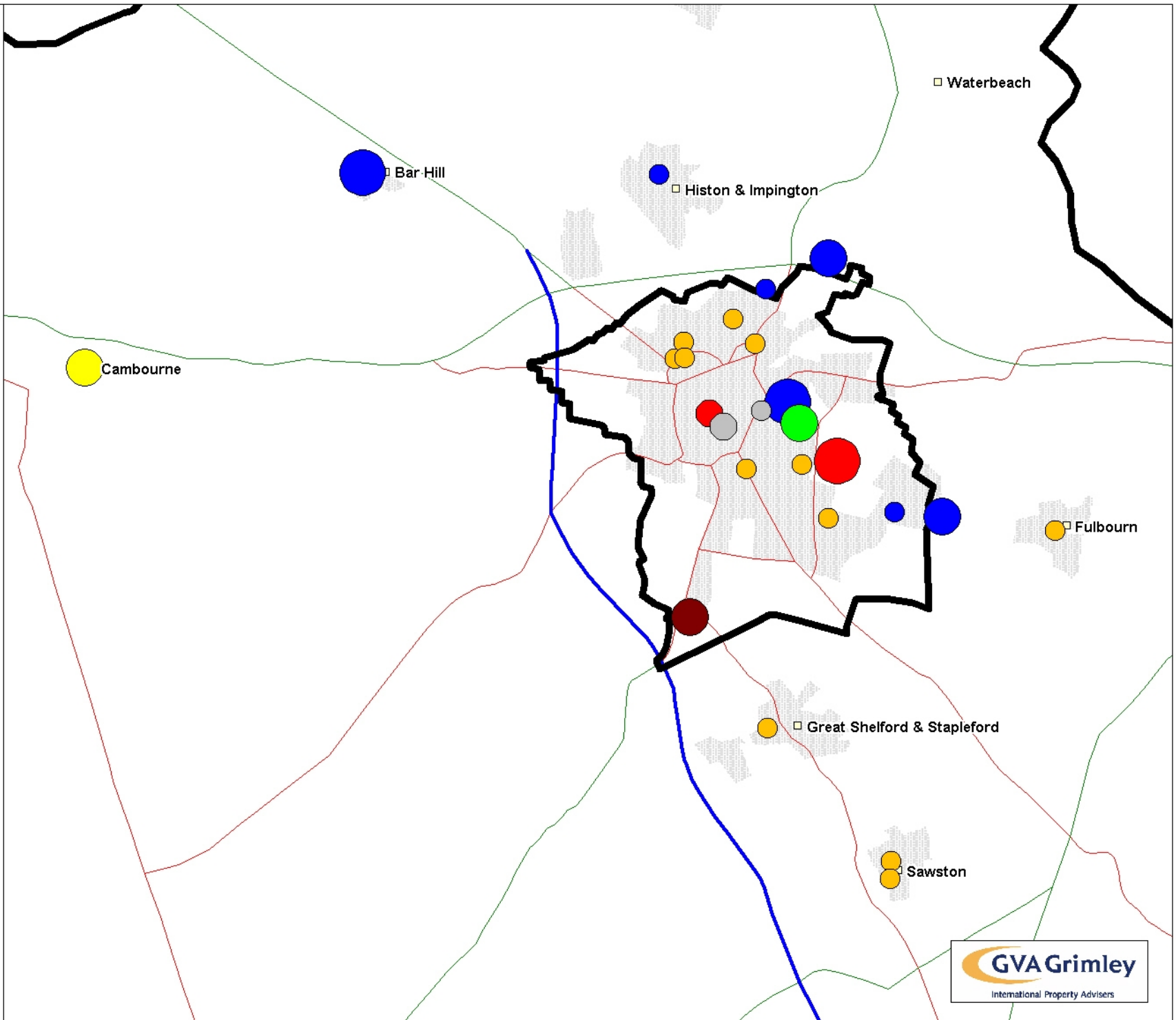
Foodstores

Fascia/Operator

-  Asda
-  Marks & Spencer
-  Morrisons
-  Sainsburys
-  Tesco
-  Waitrose
-  Other

Size (net floorspace):-

-  > 4,000 sqm
-  2,000 - 4,000 sqm
-  1,000 - 2,000 sqm
-  <1,000 sqm



PLAN 18

EXISTING FOODSTORES WITH TEN MINUTE DRIVE-TIME CATCHMENTS FROM LARGE STORES

CAMBRIDGE SUB-REGION RETAIL STUDY

Existing Foodstores with 10 Min Drive-Time Catchments from Large Stores (>2,000sqm)

KEY

 Cambridge / South Cambridge
Local Authority Boundaries

 10 Min Drive-Time Catchment
Area from Foodstore





 Urban Area

Foodstores

Location:-

 Town Centre  Out-of-Centre

Size (net floorspace):-

 > 4,000 sqm
 2,000 - 4,000 sqm
 1,000 - 2,000 sqm
 <1,000 sqm

Large Stores (>2,000 sqm)

- 1 Asda, Beehive Centre
- 2 Sainsbury, Coldham Lane
- 3 Morrisons, Cambourne
- 4 Tesco, Yarrow Rd, Cherry Hinton
- 5 Tesco, Cambridge Rd Ind Est, Milton
- 6 Tesco, Cheddars Lane
- 7 Tesco Extra, Viking Way, Bar Hill
- 8 Waitrose, Hauxton Rd, Trumpington

