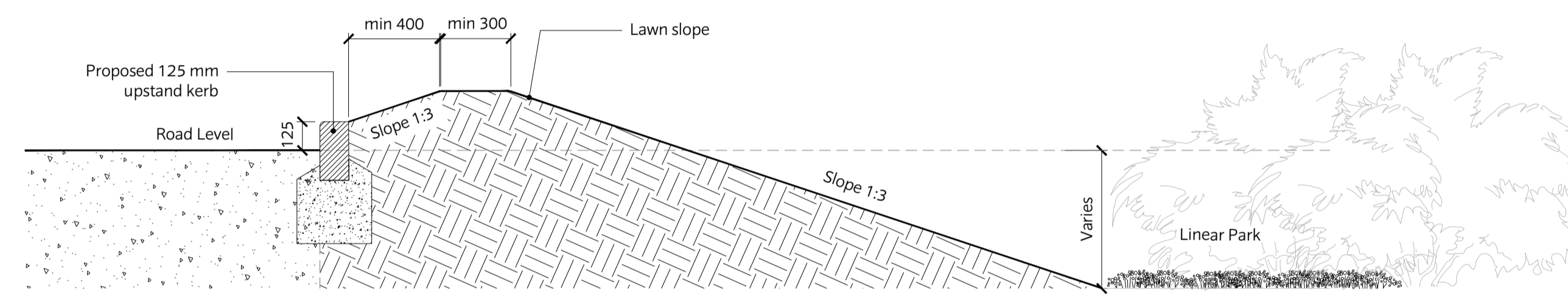
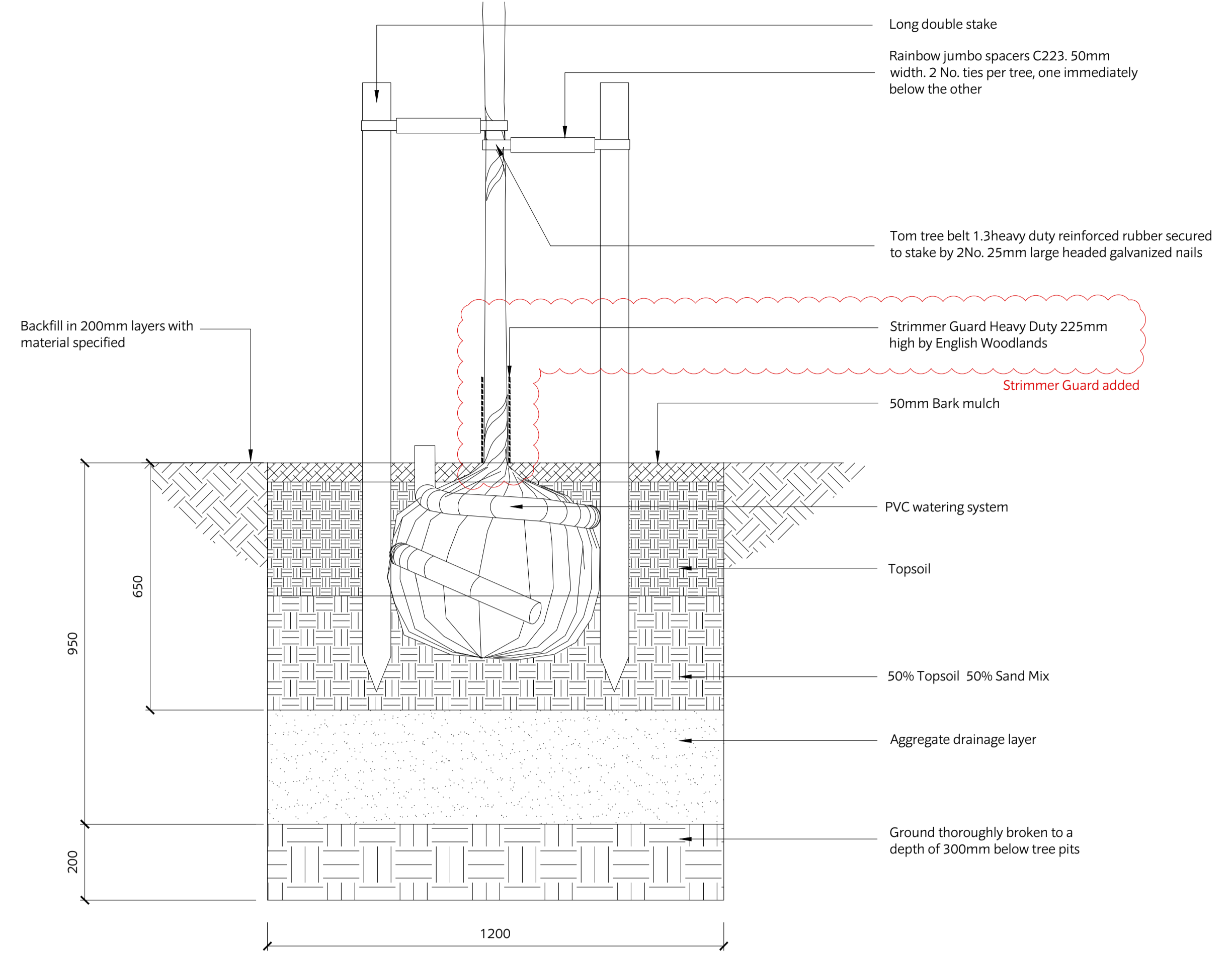


1 PLANTING SOIL - LAWN
Scale: 1:10

2 PLANTING SOIL - SHRUBS / HEDGES
Scale: 1:10



4 LANDSCAPE GRADING BETWEEN ROAD & LANDSCAPE
Scale: 1:20

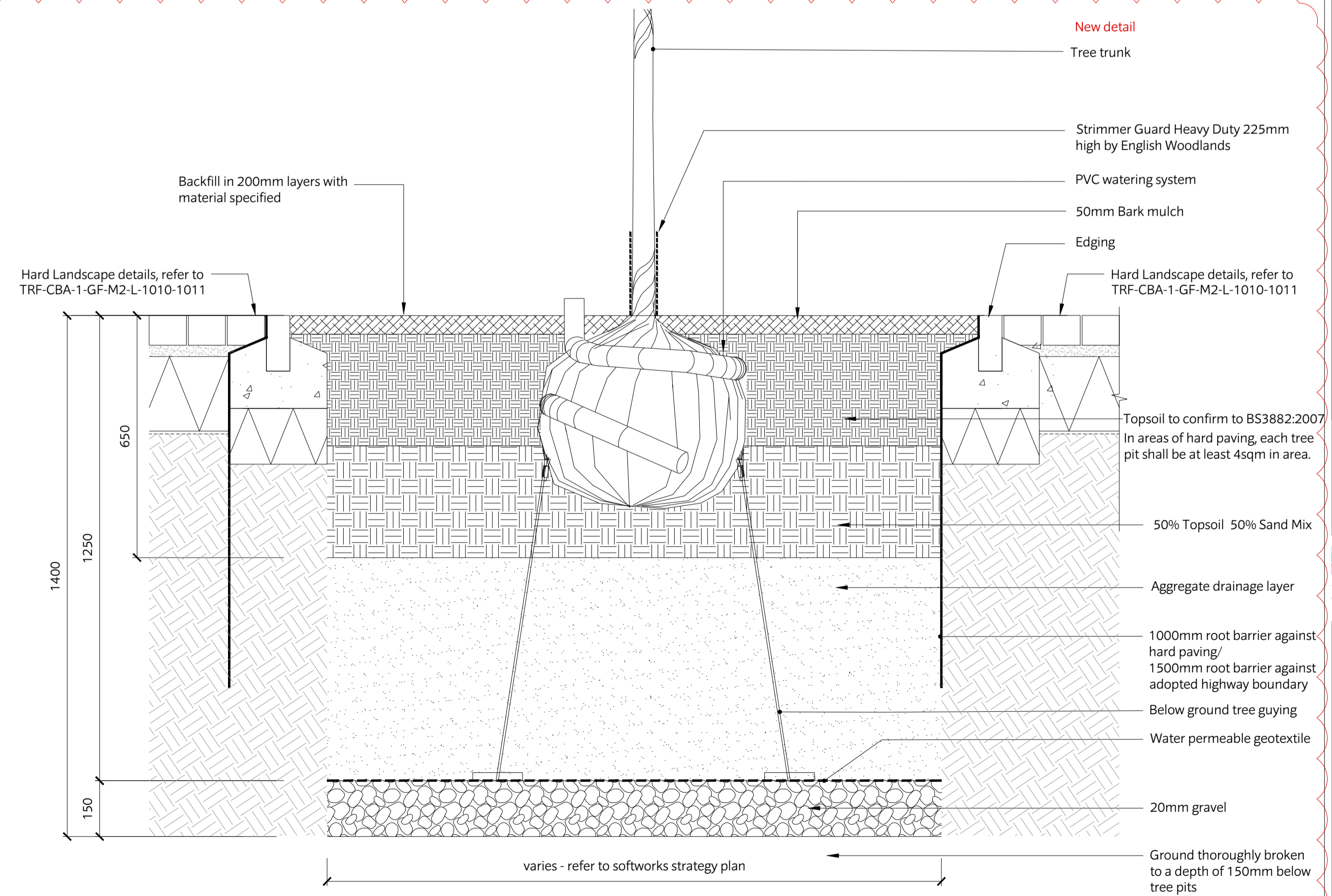


3 TREE PIT - SOFT LANDSCAPE
Scale: 1:10

Notes added

TREE PLANTING NOTES:

- 1) All trees shall be of reasonable size and shape and in healthy condition. Trees shall comply with the relevant requirements specified in BS3936.
- 2) Preparations for tree planting must be made before trees are delivered to site and planting shall be carried out immediately after trees reach the site. All damaged roots and branches shall be pruned. Before planting all protection must be afforded to trees from wind, drought and other drying or damaging conditions.
- 3) Tree planting shall be undertaken in favourable conditions during the November to March season. Plants with dry roots will be rejected.
- 4) Tree pits shall be excavated to suitable dimensions to accommodate roots or rootballs and in any instance shall not be less than typical details shown on this drawing. Any unsuitable excavated material including subsoil, clay and bedrock shall be removed to an approved tip. Bases of tree pits shall be forked to 150mm depth.
- 5) Before planting stakes shall be driven vertically into the ground to a depth of 600mm below the bases of the tree pit. Stakes shall be of larch or pine and shall be peeled and pointed, 1 No. per tree. They shall be 1750mm in length, with a nominal diameter of 75mm and 1/3rd tree stem height above ground level.
- 6) Stems of trees shall be close to but not touching stakes and shall be protected with strimmer guard. Trees shall be secured by 1 No. standard buckle tie and spacer pad, which shall be pinned and secured close to the top of the stake.
- 8) Allowance shall be made for the removal of labels, nursery ties and markers from the trees.
- 9) Immediately after planting operations are complete, the contractor shall supply and spread, to an even depth of 50mm, a 1000mm diameter area of woodchip for each planting station. The woodchip will be 15-100mm nominal size, with no dust and fines, and will be 80% woodchip and 20% bark and shall be flush with existing ground level.
- 10) An area 1000mm diameter is to be maintained weed free at all times around each tree. No strimmers are to be used within the woodchip area. After planting, all trees shall be thoroughly watered.
- 11) Trees shall be watered during the first growing season as required to ensure healthy establishment.
- 12) Trees shall be checked following strong winds and adjusted as required.



5 TREE PIT - HARD LANDSCAPE
Scale: 1:10

P3	10/06/20	PC	Revised Reserved Matters Application
P2	28/02/20	MA	Revised Reserved Matters Application
SO	08/11/19	MA	Stage 3 Issue
P1	06/09/19	SM	Issued For Planning
PO	23/08/19	WZ	Issued For Planning
Rev	Date	Drw	Revision or reason for Issue

CHRIS BLANDFORD ASSOCIATES
landscape | environment | heritage
The Print Rooms Studio 511 164/180 Union St Waterloo London SE1 0LH
T +44 (0)20 7089 6480 E mail@cbastudios.com W www.cbastudios.com

Client
Castlefield International Limited

Project Title
TEVERSHAM ROAD FULBOURN

Drawing Series and Title
**8000 SERIES
Soft Landscape Outline Details**

Scale @ A1
AS SHOWN
Drawn
PC
Approved
AS
Date
AUG 2019
Drawing Status
FOR PLANNING

Drawing number
TRF-CBA-1-GF-M2-L-8500
Revision
P3