

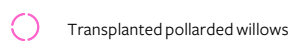
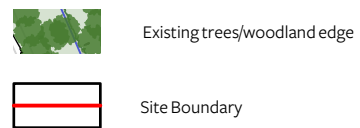
P-1 Tree Strategy - Plan
Scale 1:2000 @ A3

PROPOSED TREES

- STREET TREES**
- *Platanus x hispanica*
25-30cm girth, 600+cm ht, Semi-mature*
 - *Ulmus 'New Horizon'*
18-20cm girth, 450/650cm ht, Extra heavy Standard*
 - *Gleditsia triacanthos 'Drave's Streetkeeper'*
20-25cm girth, 500+cm ht, Semi-mature**
 - *Corylus colurna*
18-20cm girth, 450/650cm ht, Extra heavy Standard**
 - *Tilia cordata 'Greenspire'*
18-20cm girth, 450/650cm ht, Extra heavy Standard*
 - *Alnus glutinosa*
16-18cm girth, 450/625cm ht, Extra heavy Standard*
 - *Acer campestre 'Elsrijk'*
18-20cm girth, 450/650cm ht, Extra heavy Standard*
 - *Malus tschonoskii*
18-20cm girth, 450/650cm ht, Extra heavy Standard
 - 60% *Betula nigra* & 40% *Betula pubescens*
16-18cm girth, 450/625cm ht, Extra heavy Standard
 - *Betula utilis jacquemontii 'Trinity College'*
16-18cm girth, 450/625cm ht, Extra heavy Standard
 - *Amelanchier lamarckii (multi-stem)*
2.5-3m, multi-stem
 - *Carpinus betulus*
16-18cm girth, 450/625cm ht, Extra heavy Standard
 - Woodland edge planting: *Tilia tomentosa*, *Alnus incana*, *Betula pendula*
- *clear stem to 2.3m **clear stem to 2.8m

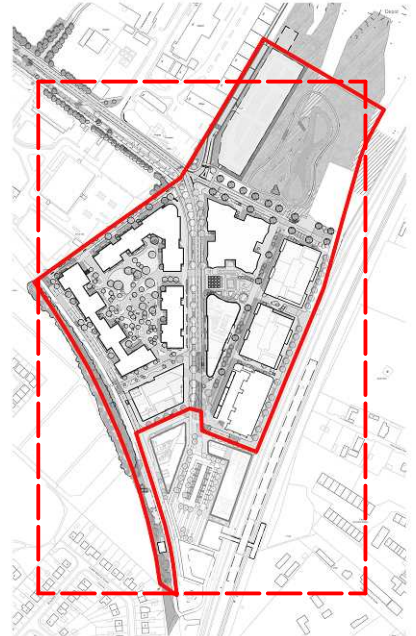
- CHESTERTON GARDENS (RESIDENTIAL) TREES**
- *Alnus glutinosa 'Imperialis'*
20-25cm girth, 500+cm ht, Semi-mature
 - *Liquidambar styraciflua 'Worplesdon'*
25-30cm girth, 600+cm ht, Semi-mature
 - *Quercus palustris*
20-25cm girth, 500+cm ht, Semi-mature
 - *Tilia cordata 'Winter Orange'*
20-25cm girth, 500+cm ht, Semi-mature
 - *Prunus 'Pandora'*
18-20cm girth, 450/650cm ht, Extra heavy Standard
 - *Amelanchier lamarckii (multi-stem)*
2.5-3m, multi-stem
 - *Pyrus calleryana 'Chanticleer'*
18-20cm girth, 450/650cm ht, Extra heavy Standard
 - *Betula utilis var. jacquemontii*
16-18cm girth, 450/625cm ht, Extra heavy Standard
 - *Amelanchier lamarckii 'Robin Hill'*
16-18cm girth, 450/625cm ht, Extra heavy Standard
 - Small flowering trees: *Magnolia stellata*, *Cercis canadensis* and *Malus 'John Downie'*

- PUBLIC REALM (LABS/OFFICE) TREES**
- *Gleditsia triacanthos 'Skyline'*
20-25cm girth, 500+cm ht, Semi-mature
 - *Gleditsia triacanthos 'Drave's Street Keeper'*
25-30cm girth, 600+cm ht, Semi-mature**
 - *Liriodendron tulipifera*
30-35cm girth, 650+cm ht, Semi-mature**
 - *Prunus 'Accolade'*
20-25cm girth, 500+cm ht, Semi-mature
 - *Hippophae salicifolia 'Streetwise'*
18-20cm girth, 450/650cm ht, Extra heavy Standard
 - 50% *Amelanchier lamarckii (multi-stem)* and 50% *Salix caprea*
 - *Betula utilis jacquemontii 'Trinity College'*
16-18cm girth, 450/625cm ht, Extra heavy Standard
 - Small flowering trees to include *Cercis chinensis 'Avondale'* (multi-stem), *Amelanchier 'Obelisk'*, and *Cornus 'Eddie's White Wonder'* 2-2.5m, multi-stem



NOTES

DO NOT SCALE FROM THIS DRAWING
THIS DRAWING IS TO BE READ IN COLOUR
Contractors, sub-contractors and suppliers are to verify any critical dimensions on site prior to commencing work, fabrication or construction of any elements.
Any discrepancies or errors must be brought to the attention of Robert Myers Associates.
All structural elements are shown indicatively. For all elements of structure, refer to structural engineers' and specialist sub-contractor/fabricators' design, detail and specification.
The drawings are to be read in conjunction with all relevant landscape architect, consultant and specialist drawings.
This drawing is to be read specifically in conjunction with:
630_01(MP)001 Landscape Masterplan;
630_01(MP)020 Root Cell Extents;
630_01(CD)001 Tree Pit in Hard Landscaping;
630_01(CD)002 Tree Pit in Soft Landscaping; and
630_01(CD)003 Tree Pit in Raised Planter Over basement.



PURPOSE OF ISSUE

Rev:	Date:	Drawing Status:
I1	15.02.22	FOR INFORMATION
I2	30.03.22	FOR INFORMATION
P1	27.05.22	FOR PLANNING
P2	07.10.22	FOR PLANNING

REVISIONS

Rev:	Date:	Description:
I1	15.02.22	First Issue
I2	30.03.22	Layout amended; residential quarter added
P1	27.05.22	First Issue
P2	07.10.22	Specification detail added; species change to Chesterton Square and Clowely Road East. Small planters removed.

CAMBRIDGE NORTH

Client: Brookgate
Drawing: Tree Strategy
Project No: 630_01
Drawing No: 630_01(MP)008
Scale: 1:2000 Rev: P1
Date: February 2022 Drawn: EH
Checked: JB PM Checked: RM



13-15 Covent Garden Tel: +44 (0) 1223 351400
Cambridge www.robertmyers-associates.co.uk
CB1 2HS

DO NOT SCALE FROM THIS DRAWING
© Robert Myers Associates