
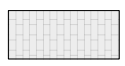

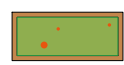
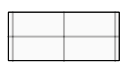



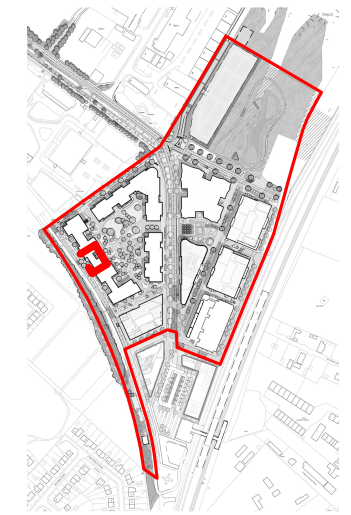


-  Green/Brown roof
-  Contrast Contemporary paving
-  Vertical hardwood timber baffle uprights
-  Raised bed - Sensory Planting
450mm high with brick face
-  Contemporary paving
-  Timber Seating
-  Raised bed
200mm-450mm timber sleeper raised bed
-  Board walk
Millboard Enhanced Grain Decking

NOTES

DO NOT SCALE FROM THIS DRAWING
TO BE READ IN COLOUR
Contractors, sub-contractors and suppliers are to verify any critical dimensions on site prior to commencing work, fabrication or construction of any elements. Any discrepancies or errors must be brought to the attention of Robert Myers Associates.
All structural elements are shown indicatively. For all elements of structure, refer to structural engineers' and specialist sub-contractor/fabricators' design, detail and specification.
The drawings are to be read in conjunction with all relevant landscape architect, consultant and specialist drawings.
This drawing is to be read specifically in conjunction with:
630_01(MP)001 Landscape Masterplan; and
630_01(MP)307 Residential Roof Garden Masterplan.

LOCATION PLAN NTS



PURPOSE OF ISSUE

Rev:	Date:	Drawing Status:
P1	28.04.22	FOR PLANNING

REVISIONS

Rev:	Date:	Description:
P1	28.04.22	For Issue

CAMBRIDGE NORTH

Client:	Brookgate
Drawing:	Roof Garden Features
Project No:	630_01
Drawing No:	630_01(MP)308
Scale:	1:75 @ A3
Date:	April 2022
Checked:	JB
Rev:	P1
Drawn:	EH
PM Checked:	RM

Robert Myers Associates
LANDSCAPE ARCHITECTURE 

13-15 Covent Garden
Cambridge
CB1 2HS
Tel: +44 (0) 1223 351400
info@robertmyers-associates.co.uk
www.robertmyers-associates.co.uk

DO NOT SCALE FROM THIS DRAWING
© Robert Myers Associates